



CASCADE LOCKS FIRE & EMS

2006 ANNUAL REPORT

505 WA-NA-PA STREET
CASCADE LOCKS, OR
97014
541-374-8510
541-374-8152 FAX

★ OUR MISSION ★

“We the members of Cascade Locks Fire & EMS are here to serve and protect our community, environment and surrounding areas in a professional and timely manner; whenever the need arises.”

★ OUR VISION ★

“Pursuit of excellence, through community service”

Table of Contents

Fire Chief's Message.....	4
2006 Fire Department Awards.....	5
2006 Accomplishments.....	6
Public Education / Prevention.....	7
2006 Grant Awards.....	8
2007 Department Goals.....	9
FY 2006/2007 Budget Breakdown.....	10
Department Apparatus.....	11
Ambulance / Medical Statistics.....	12
Service Statistics.....	14
Organizational Chart.....	19

Fire Chief's Welcome

It is my pleasure to submit to the community the Cascade Locks Fire & EMS 2006 Annual Report. This report is a work in progress and is the first of its kind for our agency. This report is the fire department's pledge to the community to be more transparent and informational. As you read through this, keep in mind the incredible efforts your 13 dedicated volunteers gave to fulfill the variety of assignments covered over the last year.

This report has been prepared to highlight the activities accomplished over the last year and to provide statistical information on the services offered by your Department. The accomplishments contained within this report could not have been accomplished without the collective effort of the various city departments whose commitment and dedication continue to make our community a great place to live.

Please feel free to stop by the station and ask questions. I look forward to assisting you in any way I can.

Sincerely,
Jeff Pricher
Fire Chief / Fire Marshal

2006 Fire Department Awards

EMT of The Year

(This award is given to the Emergency Medical Technician that performs above and beyond the call of duty and actively reflects the values and responsibility of the position.)

Wayne Overcash

Firefighter of The Year

(This award is given to the Firefighter that performs above and beyond the call of duty and actively reflects the values and responsibility of the position.)

Jessica Bennett

Most Improved

(This award is given to the department member that shows pride in their work, dedication to improving their capabilities and their knowledge.)

Tyson Pruitt

Officers Award

(This award is decided upon by the officers of the department and is given to the member that shines in their eyes.)

Megan Webb

Chiefs Award

(This award is decided upon by the chief. The criteria are as follows: Dedication, Excellence, Community Service, Pride, Honor, Integrity, Compassion.)

Jess Zerfing

2006 Accomplishments

- **Increased ambulance revenue**
 - **Re-negotiated contract with Multnomah County for a \$10,000.00 increase**
 - **Increased ambulance revenue from \$37,000.00 to \$84,000.00**
- **Grants**
- **Increased number of certified firefighters**
- **Increased the number of EMT's**
- **Website development**
- **Completion of Operations Manual (SOP/SOG's)**
- **Re-write of city fire regulations**
- **Special event permit process**
- **Burn to learn training fire**
- **NIMS training for all city staff**

Public Education & Fire Prevention

Public Education

2 days of Fire Safety Education at the Cascade Locks
School

Building / Site Plan Reviews

50

Burn Permits Issued

120

Special Events Permits Processed

6

Fire Inspections Performed

14

Fires Investigated

4

Grant Awards

- **RFA Grant (\$5,000.00 for Wildland Firefighting equipment)**
- **Rural Health Grant (Purchased \$3,000.00 AED)**
- **CEDAP Grant (\$20,000.00 Radio Gateway Device)**
- **CDGB Grant (\$500,000.00 For New Fire Station)**
- **Sisters of Providence Grant (\$100,000.00 For New Fire Sstation)**
- **Ford Family Foundation (\$100,000.00 For New Fire Station)**
- **Hood River Lions (\$3,500.00 For New Fire Station)**
- **CAFI (Software for Fire Inspection Training \$10,000.00 value)**

2007 Goals

2007 Goals

Build New Fire Station
Recruit more volunteers (5)
More interface with Depts. across the river
Better and more stable funding for the fire department
Replace bunker gear for all firefighters
More live fire training (Burn to Learn)
LPG class
Newsletter
Volunteer Recognition / Incentives

2012 Goals (5 Year Goals)

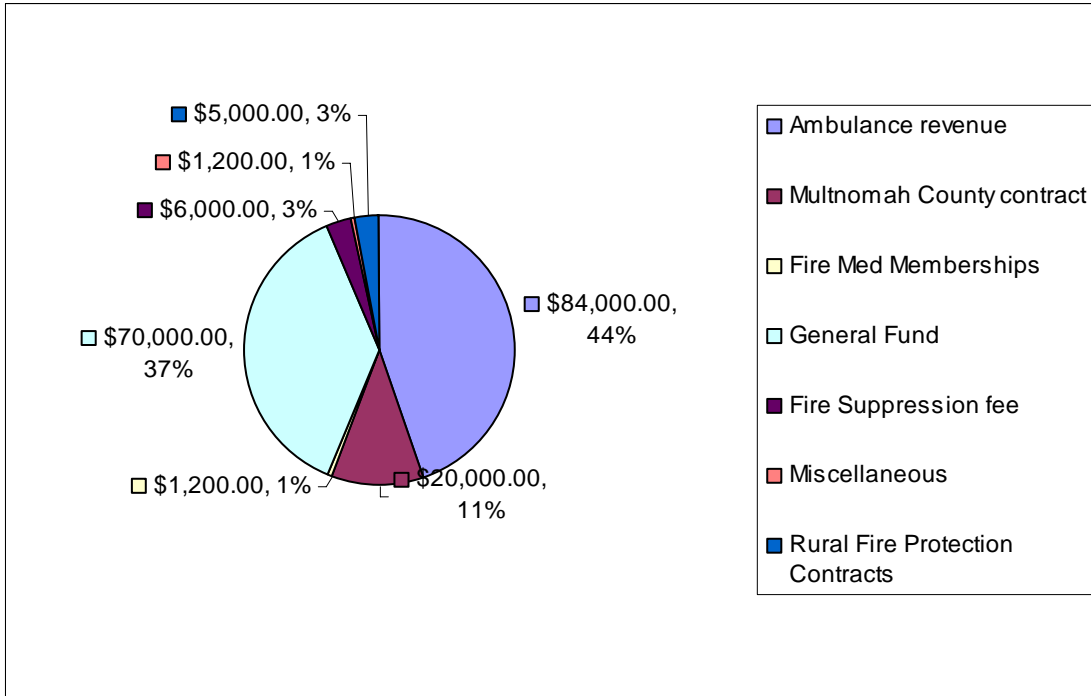
New Ambulance
LOSAP / Stipend pay
Fire District (Cascade Locks)
Fire District (Dodson / Warrendale)
Build a station in Dodson / Warrendale
Bond Measure
Adequate support from the casino (re-negotiate
contracts)

2017 Goals (10 Years)

New Engine
Add An Additional Employee

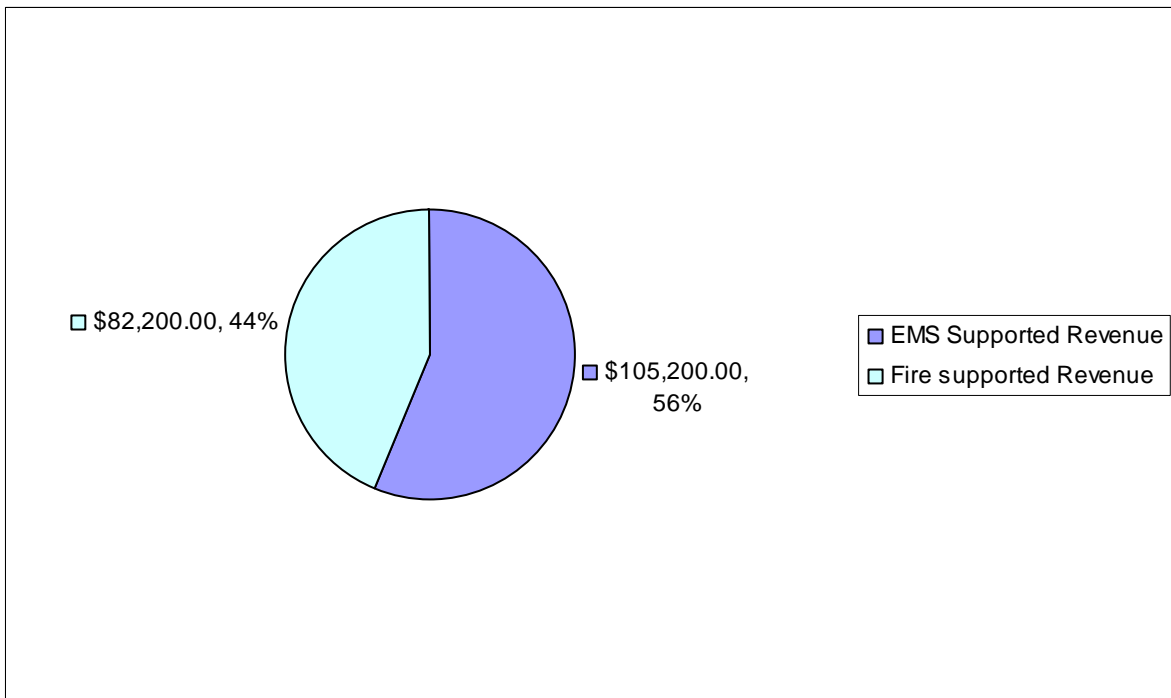
2006/2007 Budget Breakdown

Budget Revenue Sources



(Ambulance Revenue Based on FY 2005/2006 Collections)

EMS vs. Fire Supported Revenue



Fire Department Apparatus

Description	Year / Make	Maintenance & Repair Expense	Current Mileage	Miles Logged in the second half of 2006
Emergency Vehicles				
Ambulance 91	2001 E-350	\$1,193.85	34,294.00	3,994.00
Ambulance 92	1988 E-350	\$651.82	87,987.70	215.90
Engine 93	1997 FL-280	\$1,209.94	21,594.20	1,351.90
Engine 94	1973 Western States	\$40.00	10,615.30	198.30
Brush 96	1986 Chevy	\$1,806.39	62,451.20	503.00
Brush 97	1995 Chevy 3500HD	\$342.55	77,038.00	2,013.00
Boat 99	1985 Monarch	\$229.66	N/A	N/A

Ambulance / Medical Statistics

Incident Count per Unit Service Level for Year

Year: 2006

(Advanced Life Support=ALS / Basic Life Support=BLS)

UNIT SERVICE LEVEL	# OF EMS INCIDENTS
ALS, Level 1	16
ALS, Level 1 Emergency	105
ALS, Level 2	5
BLS	19
BLS, Emergency	32
Not Applicable	1

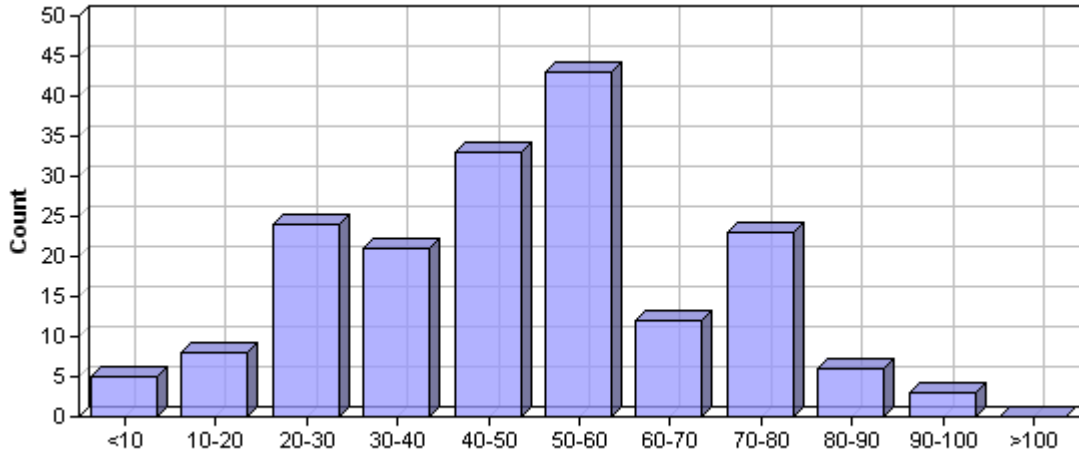
Patient Transport Count per Destination for Year

Year: 2006

HOSPITAL DESTINATION	# TRANSPORTS
Emanuel Hospital	7
Good Samaritan Hospital	1
Legacy Mt. Hood	11
Oregon Health Sciences University Hospital	1
Providence Hood River Memorial Hospital	69
Providence Portland	2
Providence St. Vincent	1
Skyline Hospital	5
South West Washington Medical Center	3

Ambulance / Medical Statistics Continued

Patient Age Breakdown for 01/01/2006 - 12/31/2006



ChartDirector (unregistered) from www.advsofteng.com

Patient Statistics (Date Range used: 05/01/2005 through 05/01/2006)

Total Patients Billed: 131

Total Charges: \$79,831.13

Non Residents accounted for 57 of our 131 billable calls or 43.5%

Residents accounted for 74 of our 131 billable calls or 56.5%

Non Residents were charged \$75,688.61

Residents were charged \$75,302.75

Non residents paid a total of: \$44,245.42

Residents paid a total of: \$35,585.71

Fiscal Year 2005/2006 total Charges \$151,305.53

Fiscal Year 2005/2006 total Collections \$84,754.13

Fiscal Year 2004/2005 Charges \$91,886.75

Fiscal Year 2004/2005 Collections \$37,893.63

Fiscal Year 2003/2004 Charges \$22,748.75

Fiscal Year 2003/2004 Collections \$16,360.66

Fiscal Year 2002/2003 Charges \$31,030.00

Fiscal Year 2002/2003 Collections \$13,585.07

2006 Service Statistics

Fire Losses for Year

Year: 2006

TOTAL INCIDENTS	TOTAL PROPERTY LOSS	TOTAL CONTENT LOSS	TOTAL LOSSES	AVERAGE LOSS
13	\$594,900.00	\$40,050.00	\$634,950.00	\$48,842.00

Call Volume Statistics

377 Total Calls For 2006

Averaged 18 days a month with requests for service
 The average number of calls per day break down as follows:

Days where we had **1** call: 122 This accounted for 32.36% of our call volume

Days where we had **2** calls: 57 This accounted for 30.24% of our call volume

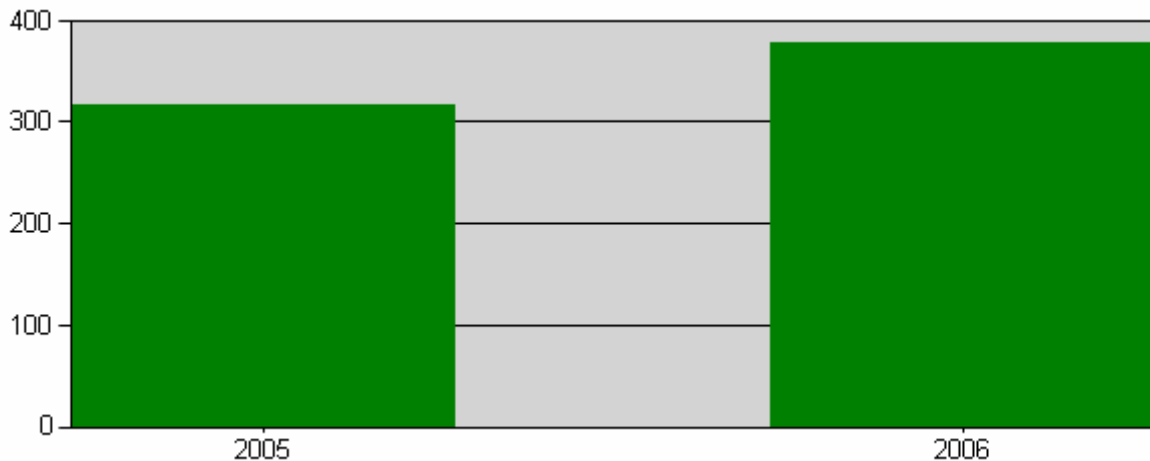
Days where we had **3** calls: 26 This accounted for 20.69% of our call volume

Days where we had **4** calls: 12 This accounted for 12.73% of our call volume

Days where we had **5** calls: 3 This accounted for 3.98% of our call volume

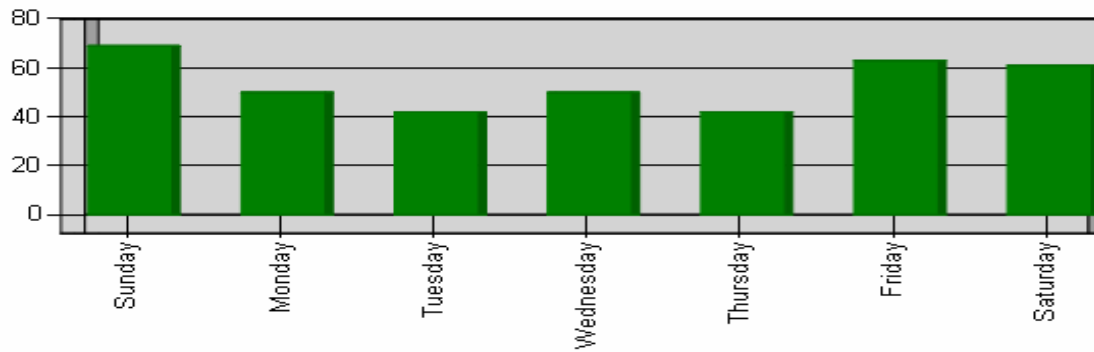
Incidents by Year for Year Range

Start Year: 2005 | End Year: 2006



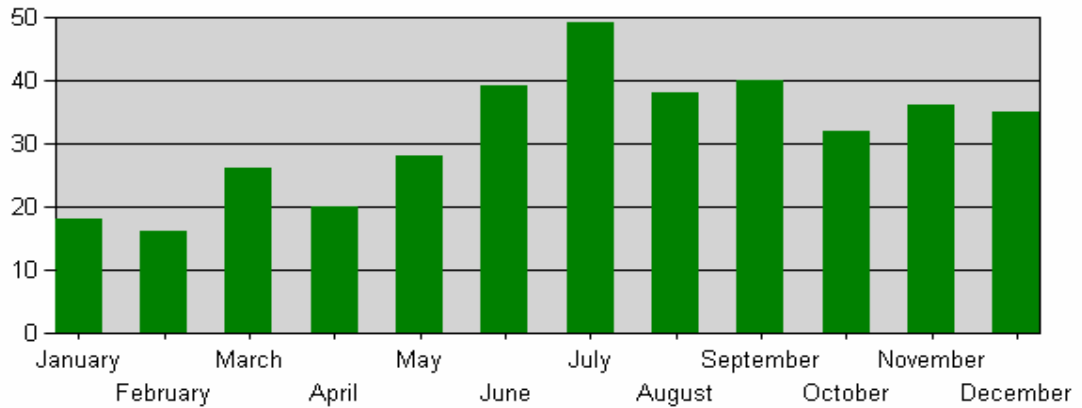
Incidents by Day of the Week for Year

Year: 2006



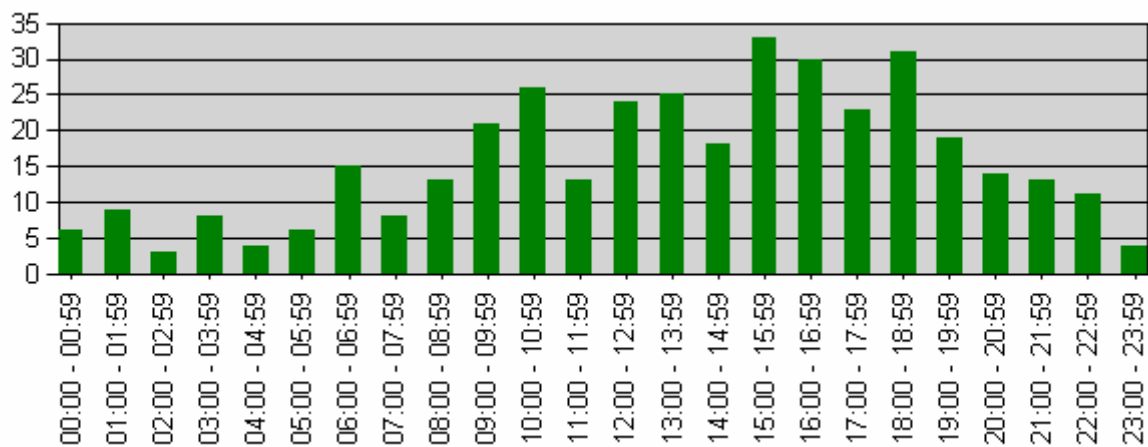
Incidents by Month for Month Range

Year: 2006



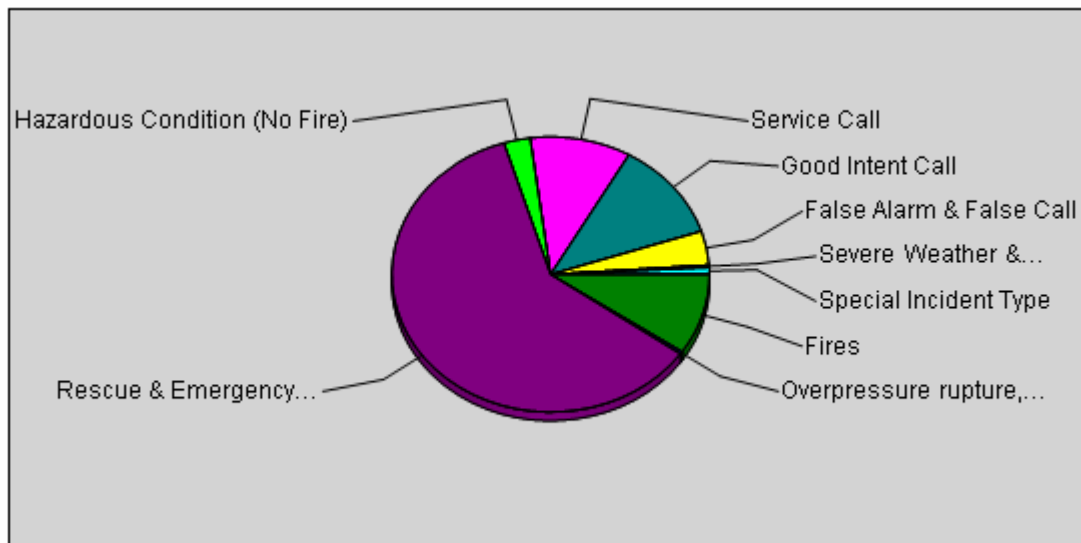
Incidents by Hour for Year

Year: 2006



Breakdown by Major Incident Types for Year

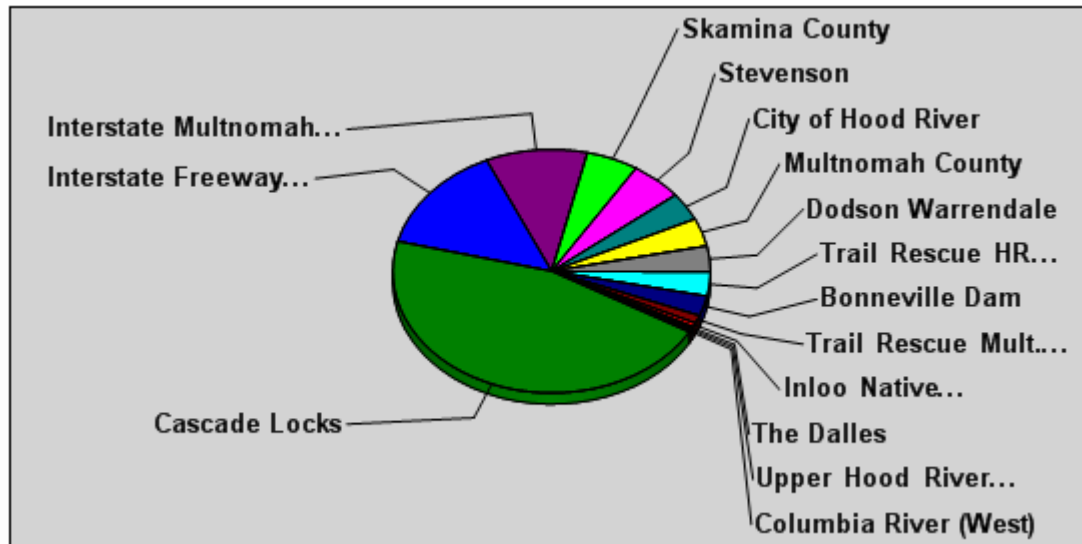
Year: 2006



MAJOR INCIDENT TYPE	# INCIDENTS	% of TOTAL
Fires	36	9.5%
Overpressure rupture, explosion, overheating - no fire	1	0.3%
Rescue & Emergency Medical Service	228	60.5%
Hazardous Condition (No Fire)	10	2.7%
Service Call	39	10.3%
Good Intent Call	44	11.7%
False Alarm & False Call	15	4.0%
Severe Weather & Natural Disaster	1	0.3%
Special Incident Type	3	0.8%

Incidents Per Zone For Year

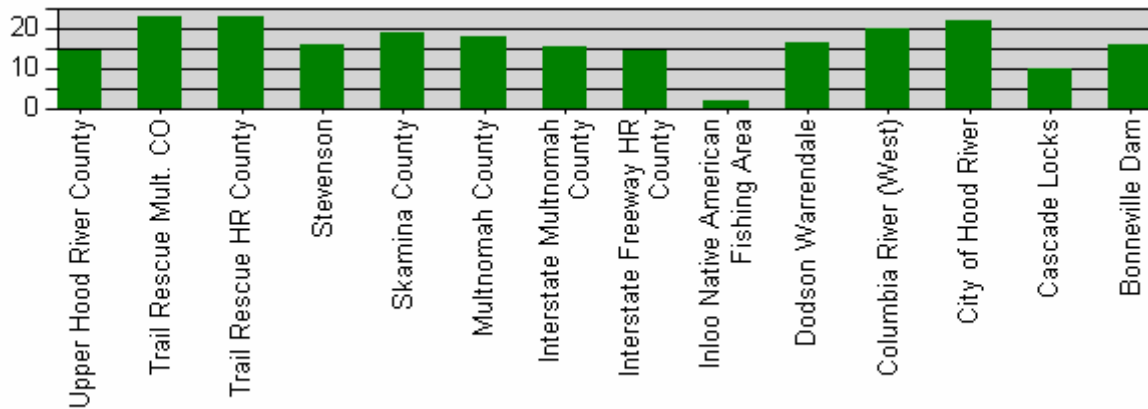
Year: 2006



ZONE	# of CALLS
Cascade Locks	172
Interstate Freeway HR County	54
Interstate Multnomah County	39
Skamania County	20
Stevenson	20
City of Hood River	14
Multnomah County	14
Dodson Warrendale	13
Trail Rescue HR County	12
Bonneville Dam	10
Trail Rescue Mult. CO	4
Inloo Native American Fishing Area	2
The Dalles	1
Upper Hood River County	1
Columbia River (West)	1
TOTAL:	377

Average Response Time per Zone for Year

Year: 2006



Zone	AVERAGE RESPONSE TIME in minutes (Dispatch to Arrived)
Upper Hood River County	14.58
Trail Rescue Mult. CO	22.91
Trail Rescue HR County	22.78
Stevenson	15.86
Skamania County	19
Multnomah County	17.87
Interstate Multnomah County	15.13
Interstate Freeway HR County	14.32
Inloo Native American Fishing Area	1.98
Dodson Warrendale	16.43
Columbia River (West)	19.68
City of Hood River	21.73
Cascade Locks	9.71
Bonneville Dam	15.88

CASCADE LOCKS FIRE & EMS

